





[Adobe PDF Downloadable Version of Article](#)

Safety Operation




The m1917 safety is fairly simple to operate. It has two positions, Safe or Ready/Fire. As show in safety figure 1, the lever is pushed forward for Ready/Fire (*ready to fire*).




As show in safety figure 2, pulled to the rear for safe (*safe from fire*).

This locks the bolt in the receiver.


Rear Sight Operation




Rear Sight is a leaf style gradient type, ranging from 200 to 1600 yards. Graduations are in increments of 100 yards from 200 to 900 yards, and in increments of 50 yards from 900 to 1600 yards.



The leaf is raised for elevation adjustment. Figures sight 2 and sight 3 show the sight raised.



On the right of the sight is a sight catch that when depressed allows the sight aperture to be moved up and down the sight's gradient depending upon the desired range.



When the rear sight is laying down, the m1917 sight is a *battle sight*. The range of the *battle sight* is set at 400 yards.

[Adobe PDF Downloadable Version of Article](#)

Copyright 2003, 2004, 2005 © Jamie Mangrum

All material on web pages under the domains surplusrifle.com, surpluspistol.com, or surplusfirearm.com, and CD-ROMS produced by Surplusrifle.com, unless otherwise stated, are the property of Jamie Mangrum. These materials are protected by copyright and other intellectual property laws. Information received through this website may be displayed and printed for your personal, **noncommercial use only**. You may make copies of the materials available through this website, solely for your personal, **noncommercial use**, and only if you preserve any copyright or other notices contained in or associated with them. You may not see the materials found on this website.

Copyright 2003, 2004, 2005 © Jamie Mangrum